

The insulation vacuum designed for the needs of the Professional Contractor!

“The system performs like Beast”

Intec’s VORTEC[®] family of vacuums offer high productivity with robust engineering combined to provide the highest value vacuum in today’s market. The *VORTEC Beast* is designed for fast & profitable recycling of spray applied insulation, removal of damaged insulation due to fire, water, and smoke, and HVAC cleaning.



Built-to-Last for High Value Generation

Engineered for High Productivity

- IMPELLER
 - ✓ Oversized for high production
 - ✓ AR steel for long life
- WHEELS - Run Flat
- SHROUD
 - ✓ AR steel 2X thick at wear areas for long life
- POWDER COATED
- HIGHLY PORTABLE



industry standard impeller



VORTEC Beast impeller

integrity

excellence

innovation

trust

303-833-6644

www.inteccorp.com

Rev: 20241001



FORCE[®]

Insulation Blowing Machines



MEGA Beast Cyclone Fiber Force FORCE/2 HP FORCE/3 HP2 TURBO FORCE FORCE 5250 FORCE 5650 FORCE 5850

Specifications



- Body: Powder-coated steel with 10" run-flat wheels.
- Weight: 362 lbs (165kg).
- Inlet: 6" standard. 8" optional
- Outlet: 6".
- Motor: Electric start Kohler 23.5hp V-Twin.
- Oil Alert system shuts motor when oil is low to prevent engine damage.
- Fuel: 4 gallon translucent gas tank with filters.
- Oversized Impeller.
- Extra thick shroud – 2X thick abrasive resistant in main wear area.
- Warranty: Intec 1 yr limited; Kohler min 2 yr or 2,000 hr


Specifications subject to change; contact Intec for current specifications

Accessories – can be used with all vacuums



Enhance Safety & Extend the Vacuum's Life

- ✓ Safety enhanced by limiting foreign objects from exiting vacuum at high speeds.
- ✓ Vacuum's Life extended by preventing foreign materials from entering the vacuum & potentially causing damage to the impeller, shroud, and engine.



Simplify pickup

- ✓ 4" and 6" diameters, 4' and 2' lengths.
- ✓ Swivel hose connector simplifies movement.



Features

Kohler V-Twin electric start

- Quiet exhaust
- Oversized shaft
- Inlet air filter to limit fibrous particles from entering cooling fins – enables appropriate engine cooling
- Simple controls




- Pivoting inlet & outlet gates promote safe operation, further enhanced by the VORTEC vacSHIELD.

- Intec exclusive 'anti-tip' frame
- Wheel barrow like portability
- Abrasive Resistant Steel on curved section of shroud



Eliminate Bag Change Down Time

- ✓ Safety enhanced by limiting foreign objects from exiting vacuum at high speeds.
- ✓ Vacuum's Life extended by preventing foreign materials from entering the vacuum & potentially causing damage to the impeller, shroud, and engine.



2 Individuals with One Vacuum




Translucent ~ see product flow

- ✓ Extra durable to resist punctures
- ✓ Smooth interior for enhanced production
- ✓ Blue wear strip extends life



Distributed by



Manufactured by

Insulation Technology Corporation, d.b.a. Intec
9251 Bruin Boulevard
Frederick, CO 80504



Local: 303-833-6644
info@inteccorp.com

www.inteccorp.com

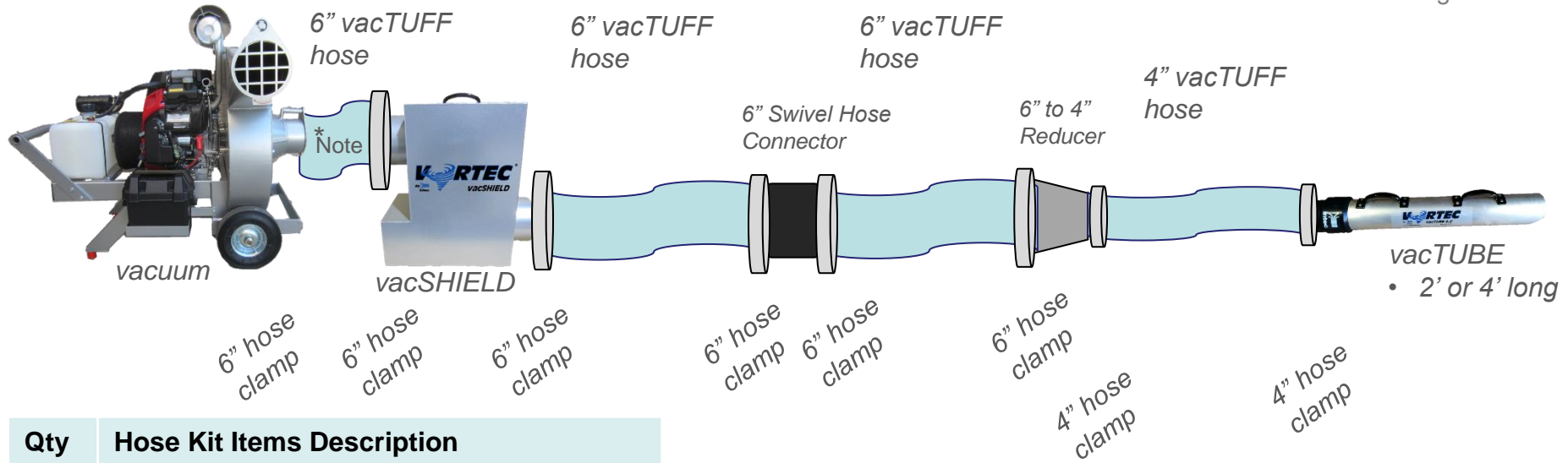
... it's the 'tec' inside that counts!

vacTUFF hose package set-up

Typical 150' hose package w/ 100' 6" and 50' 4" diameter hose

Intec part #'s:

- 74102-60 for 4' long vacTUBE
- 74102-62 for 2' long vacTUBE



Qty	Hose Kit Items Description
2	50' long – 6" diameter vacTUFF hose
1	50" long – 4" diameter vacTUFF hose
1	6" swivel hose connector or steel connector
1	6" to 4" reducer
5	6" diameter hose clamps
2	4" diameter hose clamps

* Note: Small section of hose connecting vacuum to vacSHIELD is cut from one of the 50' lengths of 6" diameter hose.

